



### District Report Card: 2017


<b>State:</b> Uttarakhand	<b>District:</b> Dehradun
<b>Class:</b> 3	<b>Subject:</b> Language
<b>Schools:</b> 61	<b>Students:</b> 936


### Participation/Coverage


#### Students

<div>GENDER</div> <div></div>	Boys		Girls	
	Number	%	Number	%
	469	50.11	467	49.89

<div>AREA</div> <div></div>	Rural		Urban	
	Number	%	Number	%
	613	65.49	323	34.51

<div>CATEGORY</div> <div></div>	SC		ST		OBC		GEN	
	Number	%	Number	%	Number	%	Number	%
	326	34.83	67	7.16	359	38.35	184	19.66

<div>CWSN</div> <div></div>	LD	VI	HI	S&LD	ID	Oth
	0	0	0	0	2	11

<div>Management</div> <div></div>	Government		Government-aided	
	Number	%	Number	%
	868	92.74	68	7.26

### Average Performance of Students in Language (%)

Overall	Gender		Area		Management		Social Group			
	Male	Female	Rural	Urban	Govt.	Aided	SC	ST	OBC	GEN
68.53	67.93	69.14	70.85	64.13	69.09	61.37	65.89	71.14	70.19	69.02

## Performance on Learning Outcomes (LOs)

Learning Outcomes	Description	Average Performance(%)
L304	Reads small texts with comprehension i.e., identifies main ideas, details, sequence and draws conclusions	68.90
L312	Reads printed scripts on the classroom walls: poems, posters, charts etc.	67.80

Range of Performance of Students who Answered Correctly							
Below 30%		30% - 50%		50% - 75%		Above 75%	
Number	%	Number	%	Number	%	Number	%
67	7.16	136	14.53	322	34.40	411	43.91

## Lowest Performing Learning Outcomes (LOs)

1 - Reads printed scripts on the classroom walls: poems, posters, charts etc. (67.80)

2 - Reads small texts with comprehension i.e., identifies main ideas, details, sequence and draws conclusions (68.90)